

ELEMENTZ DEEP COPPER

Barnes Products P/L

Chemwatch Hazard Alert Code: 4

Chemwatch: 5454-21

Version No: 3.2

Safety Data Sheet according to WHS Regulations (Hazardous Chemicals) Amendment 2020 and ADG requirements

Issue Date: 10/03/2023

Print Date: 29/03/2023

S.GHS.AUS.EN.E

SECTION 1 Identification of the substance / mixture and of the company / undertaking

Product Identifier

Product name	ELEMENTZ DEEP COPPER
Chemical Name	Not Applicable
Synonyms	Not Available
Proper shipping name	ENVIRONMENTALLY HAZARDOUS SUBSTANCE, SOLID, N.O.S. (contains copper)
Chemical formula	Not Applicable
Other means of identification	Not Available

Relevant identified uses of the substance or mixture and uses advised against

Relevant identified uses	Decorative dry metallic powder. Use according to manufacturer's directions.
--------------------------	--

Details of the manufacturer or supplier of the safety data sheet

Registered company name	Barnes Products P/L
Address	5 Greenhills Avenue Moorebank NSW 2170 Australia
Telephone	+61 2 9793 7555
Fax	+61 2 9793 7091
Website	http://www.barnes.com.au/
Email	sales@barnes.com.au

Emergency telephone number

Association / Organisation	Barnes Products Pty Ltd
Emergency telephone numbers	+61 2 9793 7555 Business Hours
Other emergency telephone numbers	Poisons Information Centre 13 1126 after hours

SECTION 2 Hazards identification

Classification of the substance or mixture

HAZARDOUS CHEMICAL. DANGEROUS GOODS. According to the WHS Regulations and the ADG Code.

Chemwatch Hazard Ratings

	Min	Max
Flammability	0	
Toxicity	4	
Body Contact	2	
Reactivity	2	
Chronic	2	

0 = Minimum
1 = Low
2 = Moderate
3 = High
4 = Extreme

Poisons Schedule	Not Applicable
Classification ^[1]	Acute Toxicity (Oral) Category 2, Sensitisation (Skin) Category 1, Germ Cell Mutagenicity Category 1A, Specific Target Organ Toxicity - Repeated Exposure Category 2, Hazardous to the Aquatic Environment Acute Hazard Category 1, Hazardous to the Aquatic Environment Long-Term Hazard Category 1
Legend:	1. Classified by Chemwatch; 2. Classification drawn from HCIS; 3. Classification drawn from Regulation (EU) No 1272/2008 - Annex VI

Label elements

Hazard pictogram(s)	
Signal word	Danger

Hazard statement(s)

H300	Fatal if swallowed.
H317	May cause an allergic skin reaction.
H340	May cause genetic defects.
H373	May cause damage to organs through prolonged or repeated exposure.
H410	Very toxic to aquatic life with long lasting effects.

Precautionary statement(s) Prevention

P201	Obtain special instructions before use.
P260	Do not breathe dust/fume.
P264	Wash all exposed external body areas thoroughly after handling.
P270	Do not eat, drink or smoke when using this product.
P280	Wear protective gloves and protective clothing.
P273	Avoid release to the environment.
P272	Contaminated work clothing should not be allowed out of the workplace.

Precautionary statement(s) Response

P301+P310	IF SWALLOWED: Immediately call a POISON CENTER/doctor/physician/first aider.
P308+P313	IF exposed or concerned: Get medical advice/ attention.
P330	Rinse mouth.
P302+P352	IF ON SKIN: Wash with plenty of water and soap.
P314	Get medical advice/attention if you feel unwell.
P333+P313	If skin irritation or rash occurs: Get medical advice/attention.
P362+P364	Take off contaminated clothing and wash it before reuse.

Precautionary statement(s) Storage

P405	Store locked up.
-------------	------------------

Precautionary statement(s) Disposal

P501	Dispose of contents/container to authorised hazardous or special waste collection point in accordance with any local regulation.
-------------	--

SECTION 3 Composition / information on ingredients

Substances

See section below for composition of Mixtures

Mixtures

CAS No	%[weight]	Name
7440-50-8	>98	<u>copper</u>
67701-03-5	<2	<u>stearine, fatty acids C16-18</u>

Legend: 1. Classified by Chemwatch; 2. Classification drawn from HCIS; 3. Classification drawn from Regulation (EU) No 1272/2008 - Annex VI; 4. Classification drawn from C&L; * EU IOELVs available

SECTION 4 First aid measures

Description of first aid measures

Eye Contact	If this product comes in contact with the eyes: <ul style="list-style-type: none">▶ Immediately hold eyelids apart and flush the eye continuously with running water.▶ Ensure complete irrigation of the eye by keeping eyelids apart and away from eye and moving the eyelids by occasionally lifting the upper and lower lids.
--------------------	---

	<ul style="list-style-type: none"> ▶ Continue flushing until advised to stop by the Poisons Information Centre or a doctor, or for at least 15 minutes. ▶ Transport to hospital or doctor without delay. ▶ Removal of contact lenses after an eye injury should only be undertaken by skilled personnel. ▶ DO NOT attempt to remove particles attached to or embedded in eye . ▶ Lay victim down, on stretcher if available and pad BOTH eyes, make sure dressing does not press on the injured eye by placing thick pads under dressing, above and below the eye. ▶ Seek urgent medical assistance, or transport to hospital. ▶ Particulate bodies from welding spatter may be removed carefully. ▶ DO NOT attempt to remove particles attached to or embedded in eye. ▶ Lay victim down, on stretcher if available and pad BOTH eyes, make sure dressing does not press on the injured eye by placing thick pads under dressing, above and below the eye. ▶ Seek urgent medical assistance, or transport to hospital.
<p style="text-align: center;">Skin Contact</p>	<p>If skin contact occurs:</p> <ul style="list-style-type: none"> ▶ Immediately remove all contaminated clothing, including footwear. ▶ Flush skin and hair with running water (and soap if available). ▶ Seek medical attention in event of irritation. <p>In case of burns:</p> <ul style="list-style-type: none"> ▶ Immediately apply cold water to burn either by immersion or wrapping with saturated clean cloth. ▶ DO NOT remove or cut away clothing over burnt areas. DO NOT pull away clothing which has adhered to the skin as this can cause further injury. ▶ DO NOT break blister or remove solidified material. ▶ Quickly cover wound with dressing or clean cloth to help prevent infection and to ease pain. ▶ For large burns, sheets, towels or pillow slips are ideal; leave holes for eyes, nose and mouth. ▶ DO NOT apply ointments, oils, butter, etc. to a burn under any circumstances. ▶ Water may be given in small quantities if the person is conscious. ▶ Alcohol is not to be given under any circumstances. ▶ Reassure. ▶ Treat for shock by keeping the person warm and in a lying position. ▶ Seek medical aid and advise medical personnel in advance of the cause and extent of the injury and the estimated time of arrival of the patient. <p>For thermal burns:</p> <ul style="list-style-type: none"> ▶ Decontaminate area around burn. ▶ Consider the use of cold packs and topical antibiotics. <p>For first-degree burns (affecting top layer of skin)</p> <ul style="list-style-type: none"> ▶ Hold burned skin under cool (not cold) running water or immerse in cool water until pain subsides. ▶ Use compresses if running water is not available. ▶ Cover with sterile non-adhesive bandage or clean cloth. ▶ Do NOT apply butter or ointments; this may cause infection. ▶ Give over-the-counter pain relievers if pain increases or swelling, redness, fever occur. <p>For second-degree burns (affecting top two layers of skin)</p> <ul style="list-style-type: none"> ▶ Cool the burn by immerse in cold running water for 10-15 minutes. ▶ Use compresses if running water is not available. ▶ Do NOT apply ice as this may lower body temperature and cause further damage. ▶ Do NOT break blisters or apply butter or ointments; this may cause infection. ▶ Protect burn by cover loosely with sterile, nonstick bandage and secure in place with gauze or tape. <p>To prevent shock: (unless the person has a head, neck, or leg injury, or it would cause discomfort):</p> <ul style="list-style-type: none"> ▶ Lay the person flat. ▶ Elevate feet about 12 inches. ▶ Elevate burn area above heart level, if possible. ▶ Cover the person with coat or blanket. ▶ Seek medical assistance. <p>For third-degree burns</p> <p>Seek immediate medical or emergency assistance.</p> <p>In the mean time:</p> <ul style="list-style-type: none"> ▶ Protect burn area cover loosely with sterile, nonstick bandage or, for large areas, a sheet or other material that will not leave lint in wound. ▶ Separate burned toes and fingers with dry, sterile dressings. ▶ Do not soak burn in water or apply ointments or butter; this may cause infection. ▶ To prevent shock see above. ▶ For an airway burn, do not place pillow under the person's head when the person is lying down. This can close the airway. ▶ Have a person with a facial burn sit up. ▶ Check pulse and breathing to monitor for shock until emergency help arrives.
<p style="text-align: center;">Inhalation</p>	<ul style="list-style-type: none"> ▶ If fumes or combustion products are inhaled remove from contaminated area. ▶ Lay patient down. Keep warm and rested. ▶ Prostheses such as false teeth, which may block airway, should be removed, where possible, prior to initiating first aid procedures. ▶ Apply artificial respiration if not breathing, preferably with a demand valve resuscitator, bag-valve mask device, or pocket mask as trained. Perform CPR if necessary. ▶ Transport to hospital, or doctor, without delay.
<p style="text-align: center;">Ingestion</p>	<ul style="list-style-type: none"> ▶ Give a slurry of activated charcoal in water to drink. NEVER GIVE AN UNCONSCIOUS PATIENT WATER TO DRINK. ▶ At least 3 tablespoons in a glass of water should be given. ▶ Although induction of vomiting may be recommended (IN CONSCIOUS PERSONS ONLY), such a first aid measure is dissuaded due to the risk of aspiration of stomach contents. (i) It is better to take the patient to a doctor who can decide on the necessity and method of emptying the stomach. (ii) Special circumstances may however exist; these include non-availability of charcoal and the ready availability of the doctor. <p>NOTE: If vomiting is induced, lean patient forward or place on left side (head-down position, if possible) to maintain open airway and prevent aspiration.</p>

- NOTE:** Wear protective gloves when inducing vomiting.
- ▶ REFER FOR MEDICAL ATTENTION WITHOUT DELAY.
 - ▶ In the mean time, qualified first-aid personnel should treat the patient following observation and employing supportive measures as indicated by the patient's condition.
 - ▶ If the services of a medical officer or medical doctor are readily available, the patient should be placed in his/her care and a copy of the SDS should be provided. Further action will be the responsibility of the medical specialist.
 - ▶ If medical attention is not available on the worksite or surroundings send the patient to a hospital together with a copy of the SDS. (ICSC20305/20307)

Indication of any immediate medical attention and special treatment needed

for copper intoxication:

- ▶ Unless extensive vomiting has occurred empty the stomach by lavage with water, milk, sodium bicarbonate solution or a 0.1% solution of potassium ferrocyanide (the resulting copper ferrocyanide is insoluble).
- ▶ Administer egg white and other demulcents.
- ▶ Maintain electrolyte and fluid balances.
- ▶ Morphine or meperidine (Demerol) may be necessary for control of pain.
- ▶ If symptoms persist or intensify (especially circulatory collapse or cerebral disturbances, try BAL intramuscularly or penicillamine in accordance with the supplier's recommendations.
- ▶ Treat shock vigorously with blood transfusions and perhaps vasopressor amines.
- ▶ If intravascular haemolysis becomes evident protect the kidneys by maintaining a diuresis with mannitol and perhaps by alkalinising the urine with sodium bicarbonate.
- ▶ It is unlikely that methylene blue would be effective against the occasional methaemoglobinemia and it might exacerbate the subsequent haemolytic episode.
- ▶ Institute measures for impending renal and hepatic failure.

[GOSELIN, SMITH & HODGE: Commercial Toxicology of Commercial Products]

- ▶ A role for activated charcoals for emesis is, as yet, unproven.
- ▶ In severe poisoning CaNa2EDTA has been proposed.

[ELLENHORN & BARCELOUX: Medical Toxicology]

Copper, magnesium, aluminium, antimony, iron, manganese, nickel, zinc (and their compounds) in welding, brazing, galvanising or smelting operations all give rise to thermally produced particulates of smaller dimension than may be produced if the metals are divided mechanically. Where insufficient ventilation or respiratory protection is available these particulates may produce "metal fume fever" in workers from an acute or long term exposure.

- ▶ Onset occurs in 4-6 hours generally on the evening following exposure. Tolerance develops in workers but may be lost over the weekend. (Monday Morning Fever)
- ▶ Pulmonary function tests may indicate reduced lung volumes, small airway obstruction and decreased carbon monoxide diffusing capacity but these abnormalities resolve after several months.
- ▶ Although mildly elevated urinary levels of heavy metal may occur they do not correlate with clinical effects.
- ▶ The general approach to treatment is recognition of the disease, supportive care and prevention of exposure.
- ▶ Seriously symptomatic patients should receive chest x-rays, have arterial blood gases determined and be observed for the development of tracheobronchitis and pulmonary edema.

[Ellenhorn and Barceloux: Medical Toxicology]

SECTION 5 Firefighting measures

Extinguishing media

- ▶ **Do NOT direct a solid stream of water or foam into burning molten material; this may cause spattering and spread the fire.**

Metal dust fires need to be smothered with sand, inert dry powders.

DO NOT USE WATER, CO2 or FOAM.

- ▶ Use DRY sand, graphite powder, dry sodium chloride based extinguishers, G-1 or Met L-X to smother fire.
- ▶ Confining or smothering material is preferable to applying water as chemical reaction may produce flammable and explosive hydrogen gas.
- ▶ Chemical reaction with CO2 may produce flammable and explosive methane.
- ▶ If impossible to extinguish, withdraw, protect surroundings and allow fire to burn itself out.
- ▶ **DO NOT** use halogenated fire extinguishing agents.

Special hazards arising from the substrate or mixture

Fire Incompatibility	<ul style="list-style-type: none"> ▶ Reacts with acids producing flammable / explosive hydrogen (H2) gas ▶ Avoid contamination with oxidising agents i.e. nitrates, oxidising acids, chlorine bleaches, pool chlorine etc. as ignition may result
-----------------------------	---

Advice for firefighters

Fire Fighting	<ul style="list-style-type: none"> ▶ Alert Fire Brigade and tell them location and nature of hazard. ▶ Wear breathing apparatus plus protective gloves in the event of a fire. ▶ Prevent, by any means available, spillage from entering drains or water courses. ▶ Use fire fighting procedures suitable for surrounding area. ▶ DO NOT approach containers suspected to be hot. ▶ Cool fire exposed containers with water spray from a protected location. ▶ If safe to do so, remove containers from path of fire.
Fire/Explosion Hazard	<ul style="list-style-type: none"> ▶ DO NOT disturb burning dust. Explosion may result if dust is stirred into a cloud, by providing oxygen to a large surface of hot metal. ▶ DO NOT use water or foam as generation of explosive hydrogen may result.

With the exception of the metals that burn in contact with air or water (for example, sodium), masses of combustible metals do not represent unusual fire risks because they have the ability to conduct heat away from hot spots so efficiently that the heat of combustion cannot be maintained - this means that it will require a lot of heat to ignite a mass of combustible metal. Generally, metal fire risks exist when sawdust, machine shavings and other metal 'fines' are present.

Metal powders, while generally regarded as non-combustible:

- May burn when metal is finely divided and energy input is high.
- May react explosively with water.

Combustion products include:

carbon monoxide (CO)
carbon dioxide (CO₂)
metal oxides

other pyrolysis products typical of burning organic material.

Explosions can occur with coils of foil that have been submerged or partially submerged in water for an extended period of time. Water can penetrate between the layers of foil, react with the aluminum surface and generate heat and hydrogen gas. When the coils are removed from the cooling effects of the water, rapid temperature increases can occur causing steam explosions which result in the rupture of the coils and discharge of debris.

Coils of foil may be a potential hazard under the following conditions:

- Coil has been annealed (annealing removes residual oil that could prevent penetration of water)
- Foil is very thin gauge (5-9 µm thickness which increases surface area)
- Coil has been immersed for an extended period of time (several hours or more)
- Wetted coil has recently been removed from the cooling effects of the water

In such situations, the coils should be isolated (30 meters from any personnel) for at least 72 hours as soon as possible after removal from the water. Coils making crackling sounds or emitting steam should not be approached or transported in commerce. Wetted coils should not be charged into a furnace for remelting until completely dry.

CARE: Contamination of heated / molten liquid with water may cause violent steam explosion, with scattering of hot contents.

HAZCHEM

2Z

SECTION 6 Accidental release measures

Personal precautions, protective equipment and emergency procedures

See section 8

Environmental precautions

See section 12

Methods and material for containment and cleaning up

Minor Spills	<p>Environmental hazard - contain spillage.</p> <ul style="list-style-type: none"> ▸ Clean up all spills immediately. ▸ Avoid contact with skin and eyes. ▸ Wear impervious gloves and safety glasses. ▸ Use dry clean up procedures and avoid generating dust. ▸ Vacuum up (consider explosion-proof machines designed to be grounded during storage and use). ▸ Do NOT use air hoses for cleaning ▸ Place spilled material in clean, dry, sealable, labelled container.
Major Spills	<p>Environmental hazard - contain spillage.</p> <ul style="list-style-type: none"> · Do not use compressed air to remove metal dusts from floors, beams or equipment · Vacuum cleaners, of flame-proof design, should be used to minimise dust accumulation. · Use non-sparking handling equipment, tools and natural bristle brushes. · Provide grounding and bonding where necessary to prevent accumulation of static charges during metal dust handling and transfer operations · Cover and reseal partially empty containers. · Do not allow chips, fines or dusts to contact water, particularly in enclosed areas. <p>If molten:</p> <ul style="list-style-type: none"> ▸ Contain the flow using dry sand or salt flux as a dam. ▸ All tooling (e.g., shovels or hand tools) and containers which come in contact with molten metal must be preheated or specially coated, rust free and approved for such use. ▸ Allow the spill to cool before remelting scrap. <p>Moderate hazard.</p> <ul style="list-style-type: none"> ▸ CAUTION: Advise personnel in area. ▸ Alert Emergency Services and tell them location and nature of hazard. ▸ Control personal contact by wearing protective clothing. ▸ Prevent, by any means available, spillage from entering drains or water courses. ▸ Recover product wherever possible. ▸ IF DRY: Use dry clean up procedures and avoid generating dust.

Personal Protective Equipment advice is contained in Section 8 of the SDS.

SECTION 7 Handling and storage

Precautions for safe handling

<p style="text-align: center;">Safe handling</p>	<ul style="list-style-type: none"> ▶ Develop work practices and procedures that prevent particulate from coming in contact with worker skin, hair, or personal clothing. ▶ If work practices and/or procedures are ineffective in controlling airborne exposure or visual particulate from deposition on skin, hair, or clothing, provide appropriate cleaning/washing facilities. ▶ Procedures should be written that clearly communicate the facility's requirements for protective clothing and personal hygiene. These clothing and personal hygiene requirements help keep particulate from being spread to non-production areas or from being taken home by the worker. ▶ Never use compressed air to clean work clothing or other surfaces. ▶ Fabrication processes may leave a residue of particulate on the surface of parts, products or equipment that could result in employee exposure during subsequent material handling activities. ▶ As necessary, clean loose particulate from parts between processing steps. <p>For molten metals:</p> <ul style="list-style-type: none"> · Molten metal and water can be an explosive combination. The risk is greatest when there is sufficient molten metal to entrap or seal off water. Water and other forms of contamination on or contained in scrap or remelt ingot are known to have caused explosions in melting operations. While the products may have minimal surface roughness and internal voids, there remains the possibility of moisture contamination or entrapment. If confined, even a few drops can lead to violent explosions. · All tooling, containers, molds and ladles, which come in contact with molten metal must be preheated or specially coated, rust free and approved for such use. · Any surfaces that may contact molten metal (e.g. concrete) should be specially coated · Drops of molten metal in water (e.g. from plasma arc cutting), while not normally an explosion hazard, can generate enough flammable hydrogen gas to present an explosion hazard. ▶ The greatest potential for injury caused by molten materials occurs during purging of machinery (moulders, extruders etc.) ▶ It is essential that workers in the immediate area of the machinery wear eye and skin protection (such as full face, safety glasses, heat resistant gloves, overalls and safety boots) as protection from thermal burns. ▶ Fumes or vapours emitted from hot melted materials, during converting operations, may condense on overhead metal surfaces or exhaust ducts. The condensate may contain substances which are irritating or toxic. Avoid contact of that material with the skin. Wear rubber or other impermeable gloves when cleaning contaminated areas. ▶ Avoid process temperatures above decomposition temperatures. Overheating may occur at excessively high cylinder heats, overworking of the melt by wrong screw configuration, or by long dwell time in the machine. ▶ Organic powders when finely divided over a range of concentrations regardless of particulate size or shape and suspended in air or some other oxidizing medium may form explosive dust-air mixtures and result in a fire or dust explosion (including secondary explosions) ▶ Minimise airborne dust and eliminate all ignition sources. Keep away from heat, hot surfaces, sparks, and flame. ▶ Establish good housekeeping practices. ▶ Remove dust accumulations on a regular basis by vacuuming or gentle sweeping to avoid creating dust clouds. ▶ Use continuous suction at points of dust generation to capture and minimise the accumulation of dusts. Particular attention should be given to overhead and hidden horizontal surfaces to minimise the probability of a "secondary" explosion. According to NFPA Standard 654, dust layers 1/32 in.(0.8 mm) thick can be sufficient to warrant immediate cleaning of the area.
<p style="text-align: center;">Other information</p>	<ul style="list-style-type: none"> ▶ Store in original containers. ▶ Keep containers securely sealed. ▶ Store in a cool, dry area protected from environmental extremes. ▶ Store away from incompatible materials and foodstuff containers. ▶ Protect containers against physical damage and check regularly for leaks. ▶ Observe manufacturer's storage and handling recommendations contained within this SDS. <p>For major quantities:</p> <ul style="list-style-type: none"> ▶ Consider storage in bunded areas - ensure storage areas are isolated from sources of community water (including stormwater, ground water, lakes and streams). ▶ Ensure that accidental discharge to air or water is the subject of a contingency disaster management plan; this may require consultation with local authorities.

Conditions for safe storage, including any incompatibilities

<p style="text-align: center;">Suitable container</p>	<ul style="list-style-type: none"> ▶ Bulk bags: Reinforced bags required for dense materials. ▶ CARE: Packing of high density product in light weight metal or plastic packages may result in container collapse with product release ▶ Heavy gauge metal packages / Heavy gauge metal drums ▶ Polyethylene or polypropylene container. ▶ Packing as recommended by manufacturer. ▶ Check all containers are clearly labelled and free from leaks.
<p style="text-align: center;">Storage incompatibility</p>	<ul style="list-style-type: none"> ▶ Avoid reaction with oxidising agents, bases and strong reducing agents. ▶ Avoid strong acids, acid chlorides, acid anhydrides and chloroformates.

SECTION 8 Exposure controls / personal protection

Control parameters

Occupational Exposure Limits (OEL)

INGREDIENT DATA

Source	Ingredient	Material name	TWA	STEL	Peak	Notes
Australia Exposure Standards	copper	Copper, dusts & mists (as Cu)	1 mg/m3	Not Available	Not Available	Not Available
Australia Exposure Standards	copper	Copper (fume)	0.2 mg/m3	Not Available	Not Available	Not Available

Emergency Limits

Ingredient	TEEL-1	TEEL-2	TEEL-3
copper	3 mg/m ³	33 mg/m ³	200 mg/m ³

Ingredient	Original IDLH	Revised IDLH
copper	100 mg/m ³	Not Available
stearine, fatty acids C16-18	Not Available	Not Available


Occupational Exposure Banding

Ingredient	Occupational Exposure Band Rating	Occupational Exposure Band Limit
stearine, fatty acids C16-18	E	≤ 0.01 mg/m ³

Notes:

Occupational exposure banding is a process of assigning chemicals into specific categories or bands based on a chemical's potency and the adverse health outcomes associated with exposure. The output of this process is an occupational exposure band (OEB), which corresponds to a range of exposure concentrations that are expected to protect worker health.

Exposure controls

Appropriate engineering controls	<p>For molten materials: Provide mechanical ventilation; in general such ventilation should be provided at compounding/ converting areas and at fabricating/ filling work stations where the material is heated. Local exhaust ventilation should be used over and in the vicinity of machinery involved in handling the molten material. Keep dry!! Processing temperatures may be well above boiling point of water, so wet or damp material may cause a serious steam explosion if used in unvented equipment.</p> <p>Metal dusts must be collected at the source of generation as they are potentially explosive.</p> <ul style="list-style-type: none"> ▶ Avoid ignition sources. ▶ Good housekeeping practices must be maintained. ▶ Dust accumulation on the floor, ledges and beams can present a risk of ignition, flame propagation and secondary explosions. ▶ Do not use compressed air to remove settled materials from floors, beams or equipment ▶ Vacuum cleaners, of flame-proof design, should be used to minimise dust accumulation. ▶ Use non-sparking handling equipment, tools and natural bristle brushes. Cover and reseal partially empty containers.
Individual protection measures, such as personal protective equipment	
Eye and face protection	<ul style="list-style-type: none"> ▶ Safety glasses with side shields. ▶ Chemical goggles. ▶ Contact lenses may pose a special hazard; soft contact lenses may absorb and concentrate irritants. A written policy document, describing the wearing of lenses or restrictions on use, should be created for each workplace or task. This should include a review of lens absorption and adsorption for the class of chemicals in use and an account of injury experience. Medical and first-aid personnel should be trained in their removal and suitable equipment should be readily available. In the event of chemical exposure, begin eye irrigation immediately and remove contact lens as soon as practicable.
Skin protection	See Hand protection below
Hands/feet protection	<p>NOTE:</p> <ul style="list-style-type: none"> ▶ The material may produce skin sensitisation in predisposed individuals. Care must be taken, when removing gloves and other protective equipment, to avoid all possible skin contact. ▶ Contaminated leather items, such as shoes, belts and watch-bands should be removed and destroyed. <p>The selection of suitable gloves does not only depend on the material, but also on further marks of quality which vary from manufacturer to manufacturer. Where the chemical is a preparation of several substances, the resistance of the glove material can not be calculated in advance and has therefore to be checked prior to the application. The exact break through time for substances has to be obtained from the manufacturer of the protective gloves and has to be observed when making a final choice. Personal hygiene is a key element of effective hand care. Gloves must only be worn on clean hands. After using gloves, hands should be washed and dried thoroughly. Application of a non-perfumed moisturiser is recommended.</p> <ul style="list-style-type: none"> ▶ Protective gloves eg. Leather gloves or gloves with Leather facing ▶ When handling hot materials wear heat resistant, elbow length gloves. ▶ Rubber gloves are not recommended when handling hot objects, materials <p>Experience indicates that the following polymers are suitable as glove materials for protection against undissolved, dry solids, where abrasive particles are not present.</p> <ul style="list-style-type: none"> ▶ polychloroprene. ▶ nitrile rubber. ▶ butyl rubber. ▶ fluorocautchouc. ▶ polyvinyl chloride. <p>Gloves should be examined for wear and/ or degradation constantly.</p>
Body protection	See Other protection below
Other protection	<ul style="list-style-type: none"> ▶ When handling hot or molten liquids, wear trousers or overalls outside of boots, to avoid spills entering boots. ▶ Usually handled as molten liquid which requires worker thermal protection and increases hazard of vapour exposure. ▶ CAUTION: Vapours may be irritating.

- During repair or maintenance activities the potential exists for exposures to toxic metal particulate in excess of the occupational standards. Under these circumstances, protecting workers can require the use of specific work practices or procedures involving the combined use of ventilation, wet and vacuum cleaning methods, respiratory protection, decontamination, special protective clothing, and when necessary, restricted work zones.
- Protective over-garments or work clothing must be worn by persons who may become contaminated with particulate during activities such as machining, furnace rebuilding, air cleaning equipment filter changes, maintenance, furnace tending, etc. Contaminated work clothing and over-garments must be managed in a controlled manner to prevent secondary exposure to workers of third parties, to prevent the spread of particulate to other areas, and to prevent particulate from being taken home by workers.
- Personnel who handle and work with molten metal should utilise primary protective clothing like polycarbonate face shields, fire resistant tapper's jackets, neck shades (snoods), leggings, spats and similar equipment to prevent burn injuries. In addition to primary protection, secondary or day-to-day work clothing that is fire resistant and sheds metal splash is recommended for use with molten metal. Synthetic materials should never be worn even as secondary clothing (undergarments).

Respiratory protection

Type A-P Filter of sufficient capacity. (AS/NZS 1716 & 1715, EN 143:2000 & 149:2001, ANSI Z88 or national equivalent)

Required Minimum Protection Factor	Half-Face Respirator	Full-Face Respirator	Powered Air Respirator
up to 10 x ES	A P1 Air-line*	- -	A PAPR-P1 -
up to 50 x ES	Air-line**	A P2	A PAPR-P2
up to 100 x ES	-	A P3 Air-line*	-
100+ x ES	-	Air-line**	A PAPR-P3

* - Negative pressure demand ** - Continuous flow

A(All classes) = Organic vapours, B AUS or B1 = Acid gasses, B2 = Acid gas or hydrogen cyanide(HCN), B3 = Acid gas or hydrogen cyanide(HCN), E = Sulfur dioxide(SO₂), G = Agricultural chemicals, K = Ammonia(NH₃), Hg = Mercury, NO = Oxides of nitrogen, MB = Methyl bromide, AX = Low boiling point organic compounds(below 65 degC)

For molten materials:

76a-p()

- Respirators may be necessary when engineering and administrative controls do not adequately prevent exposures.
- The decision to use respiratory protection should be based on professional judgment that takes into account toxicity information, exposure measurement data, and frequency and likelihood of the worker's exposure - ensure users are not subject to high thermal loads which may result in heat stress or distress due to personal protective equipment (powered, positive flow, full face apparatus may be an option).
- Published occupational exposure limits, where they exist, will assist in determining the adequacy of the selected respiratory protection. These may be government mandated or vendor recommended.
- Certified respirators will be useful for protecting workers from inhalation of particulates when properly selected and fit tested as part of a complete respiratory protection program.
- Where protection from nuisance levels of dusts are desired, use type N95 (US) or type P1 (EN143) dust masks. Use respirators and components tested and approved under appropriate government standards such as NIOSH (US) or CEN (EU)
- Use approved positive flow mask if significant quantities of dust becomes airborne.
- Try to avoid creating dust conditions.

SECTION 9 Physical and chemical properties

Information on basic physical and chemical properties

Appearance	Reddish powder; insoluble in water.		
Physical state	Divided Solid	Relative density (Water = 1)	8.92
Odour	Not Available	Partition coefficient n-octanol / water	Not Available
Odour threshold	Not Available	Auto-ignition temperature (°C)	Not Available
pH (as supplied)	Not Applicable	Decomposition temperature (°C)	Not Available
Melting point / freezing point (°C)	1083	Viscosity (cSt)	Not Applicable
Initial boiling point and boiling range (°C)	2567	Molecular weight (g/mol)	Not Applicable
Flash point (°C)	Not Applicable	Taste	Not Available
Evaporation rate	Not Applicable	Explosive properties	Not Available
Flammability	Not Applicable	Oxidising properties	Not Available
Upper Explosive Limit (%)	Not Available	Surface Tension (dyn/cm or mN/m)	Not Applicable

Lower Explosive Limit (%)	Not Available	Volatile Component (%vol)	0
Vapour pressure (kPa)	Not Applicable	Gas group	Not Available
Solubility in water	Immiscible	pH as a solution (1%)	Not Applicable
Vapour density (Air = 1)	Not Applicable	VOC g/L	Not Available

SECTION 10 Stability and reactivity

Reactivity	See section 7
Chemical stability	<ul style="list-style-type: none"> ▸ Unstable in the presence of incompatible materials. ▸ Product is considered stable. ▸ Hazardous polymerisation will not occur.
Possibility of hazardous reactions	See section 7
Conditions to avoid	See section 7
Incompatible materials	See section 7
Hazardous decomposition products	See section 5

SECTION 11 Toxicological information

Information on toxicological effects

Inhaled	<p>There is some evidence to suggest that the material can cause respiratory irritation in some persons. The body's response to such irritation can cause further lung damage.</p> <p>Component metals which form part of massive metals and their alloys are "locked" into a metal lattice, and as a result they are not easily absorbed following inhalation.</p> <p>Secondary processes (for example, a change in pH or the action of bacteria in the gut) may allow certain substances to be released in low concentrations.</p> <p>Persons with impaired respiratory function, airway diseases and conditions such as emphysema or chronic bronchitis, may incur further disability if excessive concentrations of particulate are inhaled.</p> <p>If prior damage to the circulatory or nervous systems has occurred or if kidney damage has been sustained, proper screenings should be conducted on individuals who may be exposed to further risk if handling and use of the material result in excessive exposures.</p> <p>Inhalation hazard is increased at higher temperatures.</p> <p>The inhalation of small particles of metal oxide results in sudden thirst, a sweet, metallic foul taste, throat irritation, cough, dry mucous membranes, tiredness and general unwellness. Headache, nausea and vomiting, fever or chills, restlessness, sweating, diarrhoea, excessive urination and prostration may also occur.</p> <p>Inhalation of fume may aggravate a pre-existing respiratory condition such as asthma, bronchitis, emphysema</p> <p>Copper poisoning following exposure to copper dusts and fume may result in headache, cold sweat and weak pulse. Capillary, kidney, liver and brain damage are the longer term manifestations of such poisoning. Inhalation of freshly formed metal oxide particles sized below 1.5 microns and generally between 0.02 to 0.05 microns may result in "metal fume fever". Symptoms may be delayed for up to 12 hours and begin with the sudden onset of thirst, and a sweet, metallic or foul taste in the mouth. Other symptoms include upper respiratory tract irritation accompanied by coughing and a dryness of the mucous membranes, lassitude and a generalised feeling of malaise. Mild to severe headache, nausea, occasional vomiting, fever or chills, exaggerated mental activity, profuse sweating, diarrhoea, excessive urination and prostration may also occur. Tolerance to the fumes develops rapidly, but is quickly lost.</p> <p>Inhalation of dusts, generated by the material during the course of normal handling, may be damaging to the health of the individual.</p>
Ingestion	<p>Metals which form part of massive metals and their alloys, are "locked" into a metal lattice; as a result they are not readily bioavailable following ingestion.</p> <p>Secondary processes (e.g. change in pH or intervention by gastrointestinal microorganisms) may allow certain substances to be released in low concentrations.</p> <p>Not normally a hazard due to the physical form of product. The material is a physical irritant to the gastro-intestinal tract</p> <p>A metallic taste, nausea, vomiting and burning feeling in the upper stomach region occur after ingestion of copper and its derivatives. The vomitus is usually green/blue and discolours contaminated skin.</p> <p>Accidental ingestion of the material may be harmful; animal experiments indicate that ingestion of less than 150 gram may be fatal or may produce serious damage to the health of the individual.</p>
Skin Contact	<p>There is some evidence to suggest that this material can cause inflammation of the skin on contact in some persons.</p> <p>Particles and foreign bodies produced by high speed processes may penetrate the skin. Even after the wound heals, persons with retained foreign bodies may experience sharp pain with movement or pressure over the site. Discolouration or a visible mass under the epidermis may be obvious.</p> <p>A foreign body pressing against nerves may result in numbness or tingling ("pins and needles"), with decreased sensation.</p> <p>Persons with diabetes, or a history of vascular problems, have a higher potential to acquire an infection.</p> <p>Irritation and skin reactions are possible with sensitive skin</p> <p>Open cuts, abraded or irritated skin should not be exposed to this material</p> <p>Exposure to copper, by skin, has come from its use in pigments, ointments, ornaments, jewellery, dental amalgams and IUDs (intra-uterine devices), and in killing fungi and algae. Although copper is used in the treatment of water in swimming pools and reservoirs, there are no reports of toxicity from these applications.</p>
Eye	<p>Contact with the eye by metal dusts may cause scratching on the cornea and other injuries, which are usually minor. However, foreign body penetration of the eyeball may cause infection or result in permanent loss of vision.</p> <p>High-speed machines (such as drills and saws) can produce white-hot particles of metal that resemble sparks. Any of these white-hot particles can enter the unprotected eye, and become embedded deep within it. Foreign bodies that penetrate the inside</p>

	<p>of the eye can cause infection (endophthalmitis). During the first hours after injury, symptoms of foreign bodies within the eye may be similar to those of scratching of the cornea. However, people with foreign bodies within the eye may also have a noticeable loss of vision. Scratches of the cornea, caused by particles and foreign bodies, usually cause pain, tearing, and a feeling that there is something in the eye. They may also cause redness (due to inflamed blood vessels on the surface of the eye), or occasionally, a swelling of the eye and eyelid. Vision may become blurred. Light may be a source of irritation or may cause the muscle that constructs the pupil to undergo a painful spasm. Injuries that penetrate the eye may cause similar symptoms. If a foreign object penetrates the inside of the eye, fluid may leak out. Contact with the eye by metal dusts may cause mechanical abrasion or foreign body penetration of the eyeball. Copper salts, in contact with the eye, may produce inflammation of the conjunctiva, or even ulceration and cloudiness of the cornea. There is some evidence to suggest that this material can cause eye irritation and damage in some persons.</p>
Chronic	<p>Repeated or long-term occupational exposure is likely to produce cumulative health effects involving organs or biochemical systems. Skin contact with the material is more likely to cause a sensitisation reaction in some persons compared to the general population. Metallic dusts generated by the industrial process give rise to a number of potential health problems. The larger particles, above 5 micron, are nose and throat irritants. For copper and its compounds (typically copper chloride): Acute toxicity: There are no reliable acute oral toxicity results available. Animal testing shows that skin in exposure to copper may lead to hardness of the skin, scar formation, exudation and reddish changes. Inflammation, irritation and injury of the skin were noted. Repeat dose toxicity: Animal testing shows that very high levels of copper monochloride may cause anaemia. Genetic toxicity: Copper monochloride does not appear to cause mutations in vivo, although chromosomal aberrations were seen at very high concentrations in vitro. Cancer-causing potential: There was insufficient information to evaluate the cancer-causing activity of copper monochloride.</p>

ELEMENTZ DEEP COPPER	TOXICITY	IRRITATION
	Not Available	Not Available
copper	TOXICITY	IRRITATION
	dermal (rat) LD50: >2000 mg/kg ^[1]	Eye: no adverse effect observed (not irritating) ^[1]
	Inhalation(Rat) LC50: 0.733 mg/l4h ^[1]	Skin: no adverse effect observed (not irritating) ^[1]
	Oral (Mouse) LD50; 0.7 mg/kg ^[2]	
stearine, fatty acids C16-18	TOXICITY	IRRITATION
	Dermal (rabbit) LD50: >2000 mg/kg ^[1]	Not Available
	Inhalation(Rat) LC50: >0.162 mg/l4h ^[1]	
	Oral (Rat) LD50: >5000 mg/kg ^[1]	
Legend:	1. Value obtained from Europe ECHA Registered Substances - Acute toxicity 2. Value obtained from manufacturer's SDS. Unless otherwise specified data extracted from RTECS - Register of Toxic Effect of chemical Substances	

COPPER	<p>WARNING: Inhalation of high concentrations of copper fume may cause "metal fume fever", an acute industrial disease of short duration. Symptoms are tiredness, influenza like respiratory tract irritation with fever. The following information refers to contact allergens as a group and may not be specific to this product. Contact allergies quickly manifest themselves as contact eczema, more rarely as urticaria or Quincke's oedema. The pathogenesis of contact eczema involves a cell-mediated (T lymphocytes) immune reaction of the delayed type. Other allergic skin reactions, e.g. contact urticaria, involve antibody-mediated immune reactions. The significance of the contact allergen is not simply determined by its sensitisation potential: the distribution of the substance and the opportunities for contact with it are equally important. A weakly sensitising substance which is widely distributed can be a more important allergen than one with stronger sensitising potential with which few individuals come into contact. From a clinical point of view, substances are noteworthy if they produce an allergic test reaction in more than 1% of the persons tested. for copper and its compounds (typically copper chloride): Acute toxicity: There are no reliable acute oral toxicity results available. In an acute dermal toxicity study (OECD TG 402), one group of 5 male rats and 5 groups of 5 female rats received doses of 1000, 1500 and 2000 mg/kg bw via dermal application for 24 hours. The LD50 values of copper monochloride were 2,000 mg/kg bw or greater for male (no deaths observed) and 1,224 mg/kg bw for female. Four females died at both 1500 and 2000 mg/kg bw, and one at 1,000 mg/kg bw. Symptom of the hardness of skin, an exudation of hardness site, the formation of scar and reddish changes were observed on application sites in all treated animals. Skin inflammation and injury were also noted. In addition, a reddish or black urine was observed in females at 2,000, 1,500 and 1,000 mg/kg bw.</p>
STEARINE, FATTY ACIDS C16-18	<p>No significant acute toxicological data identified in literature search. For group E aliphatic esters (polyol esters): The polyol esters, including trimethylolpropane (TMP). Pentaerythritol (PE) and dipentaerythritol (diPE) are unique in their chemical characteristics since they lack beta-tertiary hydrogen atoms, thus leading to stability against oxidation and elimination. Therefore their esters with C5-C10 fatty acids have applications as artificial lubricants. Because of their stability at high temperatures, they are also used in high temperature applications such as industrial oven chain oils, high temperature greases, fire resistant transformer coolants and turbine engines. Polyol esters that are extensively esterified also have greater polarity, less volatility and enhanced lubricating properties. Acute toxicity: Animal studies show relatively low toxicity by swallowing. These esters are hydrolysed in the gastrointestinal tract,</p>

and studies have not shown evidence of these accumulating in body tissues. Acute toxicity by skin contact was also found to be low.

Repeat dose toxicity: According to animal testing, polyol esters show a low level of toxicity following repeated application, either by swallowing or by skin contact.

Reproductive and developmental toxicity: This group should not produce profound reproductive effects in animals.

Genetic toxicity: Tests have shown this group to be inactive. It is unlikely that these substances cause mutations.

Cancer-causing potential: No association between this group of substances and cancer.

For aliphatic fatty acids (and salts)

Acute oral (gavage) toxicity:

The acute oral LD50 values in rats for both were greater than >2000 mg/kg bw Clinical signs were generally associated with poor condition following administration of high doses (salivation, diarrhoea, staining, piloerection and lethargy). There were no adverse effects on body weight in any study In some studies, excess test substance and/or irritation in the gastrointestinal tract was observed at necropsy.

Skin and eye irritation potential, with a few stated exceptions, is chain length dependent and decreases with increasing chain length

According to several OECD test regimes the animal skin irritation studies indicate that the C6-10 aliphatic acids are severely irritating or corrosive, while the C12 aliphatic acid is irritating, and the C14-22 aliphatic acids generally are not irritating or mildly irritating.

Human skin irritation studies using more realistic exposures (30-minute, 1-hour or 24-hours) indicate that the aliphatic acids have sufficient, good or very good skin compatibility.

Animal eye irritation studies indicate that among the aliphatic acids, the C8-12 aliphatic acids are irritating to the eye while the C14-22 aliphatic acids are not irritating.

Eye irritation potential of the ammonium salts does not follow chain length dependence; the C18 ammonium salts are corrosive to the eyes.

Dermal absorption:

The in vitro penetration of C10, C12, C14, C16 and C18 fatty acids (as sodium salt solutions) through rat skin decreases with increasing chain length. At 86.73 ug C16/cm² and 91.84 ug C18/cm², about 0.23% and less than 0.1% of the C16 and C18 soap solutions is absorbed after 24 h exposure, respectively.

Sensitisation:

No sensitisation data were located.

Repeat dose toxicity:

Repeated dose oral (gavage or diet) exposure to aliphatic acids did not result in systemic toxicity with NOAELs greater than the limit dose of 1000 mg/kg bw. .

Mutagenicity

Aliphatic acids do not appear to be mutagenic or clastogenic in vitro or in vivo

Carcinogenicity

No data were located for carcinogenicity of aliphatic fatty acids.

Reproductive toxicity

No effects on fertility or on reproductive organs, or developmental effects were observed in studies on aliphatic acids and the NOAELs correspond to the maximum dose tested. The weight of evidence supports the lack of reproductive and developmental toxicity potential of the aliphatic acids category.

Given the large number of substances in this category, their closely related chemical structure, expected trends in physical chemical properties, and similarity of toxicokinetic properties, both mammalian and aquatic endpoints were filled using read-across to the closest structural analogue, and selecting the most conservative supporting substance effect level.

Structure-activity relationships are not evident for the mammalian toxicity endpoints. That is, the low mammalian toxicity of this category of substances limits the ability to discern structural effects on biological activity.

For triglycerides:

Carboxylic acid esters will undergo enzymatic hydrolysis by ubiquitously expressed GI esterases. The rate of hydrolysis is dependant on the structure of the ester, and may therefore be rapid or rather slow. Thus, due to hydrolysis, predictions on oral absorption based on the physico-chemical characteristics of the intact parent substance alone may no longer apply.

When considering the hydrolysis product glycerol, absorption is favoured based on passive and active absorption of glycerol.

The Cosmetic Ingredient Review (CIR) Expert Panel has issued three final reports on the safety of 25 triglycerides, i.e., fatty acid triesters of glycerin

High purity is needed for the triglycerides. Previously the Panel published a final report on a diglycerides, and concluded that the ingredients in the diglyceride family are safe in the present practices of use and concentration provided the content of 1,2-diester is not high enough to induce epidermal hyperplasia. The Panel discussed that there was an increased level of concern because of data regarding the induction of protein kinase C (PKC) and the tumor promotion potential of 1,2-diacylglycerols. The Panel noted that, nominally, glyceryl-1,3-diester contain 1,2-diester, raising the concern that 1,2-diester could potentially induce hyperplasia. The Panel did note that these compounds are more likely to cause these effects when the fatty acid chain length is <=14 carbons, when one fatty acid is saturated and one is not, and when given at high doses, repeatedly.

Acute Toxicity	✓	Carcinogenicity	✗
Skin Irritation/Corrosion	✗	Reproductivity	✗
Serious Eye Damage/Irritation	✗	STOT - Single Exposure	✗
Respiratory or Skin sensitisation	✓	STOT - Repeated Exposure	✓
Mutagenicity	✓	Aspiration Hazard	✗

Legend: ✗ – Data either not available or does not fill the criteria for classification
 ✓ – Data available to make classification

Toxicity

ELEMENTZ DEEP COPPER	Endpoint	Test Duration (hr)	Species	Value	Source
	Not Available	Not Available	Not Available	Not Available	Not Available

copper	Endpoint	Test Duration (hr)	Species	Value	Source
	NOEC(ECx)	48h	Fish	0.00009mg/l	4
	EC50	96h	Algae or other aquatic plants	0.03-0.058mg/l	4
	EC50	72h	Algae or other aquatic plants	0.011-0.017mg/L	4
	LC50	96h	Fish	0.0028mg/l	2
	EC50	48h	Crustacea	0.0006-0.0017mg/l	4

stearine, fatty acids C16-18	Endpoint	Test Duration (hr)	Species	Value	Source
	NOEC(ECx)	504h	Crustacea	>0.22mg/l	2
	LC50	96h	Fish	>1000mg/l	2
	EC50	72h	Algae or other aquatic plants	>0.9mg/l	2
EC50	48h	Crustacea	>4.8mg/l	2	

Legend: *Extracted from 1. IUCLID Toxicity Data 2. Europe ECHA Registered Substances - Ecotoxicological Information - Aquatic Toxicity 4. US EPA, Ecotox database - Aquatic Toxicity Data 5. ECETOC Aquatic Hazard Assessment Data 6. NITE (Japan) - Bioconcentration Data 7. METI (Japan) - Bioconcentration Data 8. Vendor Data*

Very toxic to aquatic organisms, may cause long-term adverse effects in the aquatic environment.

Do NOT allow product to come in contact with surface waters or to intertidal areas below the mean high water mark. Do not contaminate water when cleaning equipment or disposing of equipment wash-waters.

Wastes resulting from use of the product must be disposed of on site or at approved waste sites.

For Metal:

Atmospheric Fate - Metal-containing inorganic substances generally have negligible vapour pressure and are not expected to partition to air.

Environmental Fate: Environmental processes, such as oxidation, the presence of acids or bases and microbiological processes, may transform insoluble metals to more soluble ionic forms. Environmental processes may enhance bioavailability and may also be important in changing solubilities.

Aquatic/Terrestrial Fate: When released to dry soil, most metals will exhibit limited mobility and remain in the upper layer; some will leach locally into ground water and/ or surface water ecosystems when soaked by rain or melt ice. A metal ion is considered infinitely persistent because it cannot degrade further. Once released to surface waters and moist soils their fate depends on solubility and dissociation in water. A significant proportion of dissolved/ sorbed metals will end up in sediments through the settling of suspended particles. The remaining metal ions can then be taken up by aquatic organisms.

For copper:

Atmospheric Fate - Copper is unlikely to accumulate in the atmosphere due to a short residence time for airborne copper aerosols. Airborne coppers, however, may be transported over large distances. Air Quality Standards: no data available.

Aquatic Fate: Toxicity of copper is affected by pH and hardness of water. Total copper is rarely useful as a predictor of toxicity. In natural sea water, more than 98% of copper is organically bound and in river waters a high percentage is often organically bound, but the actual percentage depends on the river water and its pH. Ecotoxicity: Copper accumulates significantly in the food chain.

For copper: Ecotoxicity - Significant effects are expected on various species of microalgae, some species of macroalgae, and a range of invertebrates, including crustaceans, gastropods and sea urchins. Copper is moderately toxic to crab and their larvae and is highly toxic to gastropods (mollusks, including oysters, mussels and clams). In fish, the acute lethal concentrations of copper depends both on test species and exposure conditions. Waters with high concentrations of copper can have significant effects on diatoms and sensitive invertebrates, notably cladocerans (water fleas). Most taxonomic groups of macroalgae and invertebrates will be severely affected.

For Copper: Typical foliar levels of copper are: Uncontaminated soils (0.3-250 mg/kg) ; Contaminated soils (150-450 mg/kg) ; Mining/smelting soils (6.1-25 mg/kg80 mg/kg300 mg/kg).

Terrestrial Fate: Plants - Generally, vegetation reflects soil copper levels in its foliage. This is dependent upon the bioavailability of copper and the physiological requirements of species concerned. Crops are often more sensitive to copper than the native flora. Soil: In soil, copper levels are raised by application of fertilizer, fungicides, from deposition of highway dusts and from urban, mining and industrial sources. Chronic and or acute effects on sensitive species occur as a result of human activities such as copper fertilizer addition and addition of sludge. When soil levels exceed 150 mg Cu/kg, native and agricultural species show chronic effects.

DO NOT discharge into sewer or waterways.

Persistence and degradability

Ingredient	Persistence: Water/Soil	Persistence: Air
	No Data available for all ingredients	No Data available for all ingredients

Bioaccumulative potential

Ingredient	Bioaccumulation
	No Data available for all ingredients

Mobility in soil

Ingredient	Mobility
	No Data available for all ingredients



SECTION 13 Disposal considerations

Waste treatment methods

Product / Packaging disposal	<ul style="list-style-type: none"> ▸ Recycle wherever possible or consult manufacturer for recycling options. ▸ Consult State Land Waste Management Authority for disposal. <p>Metal scrap recycling operations present a wide variety of hazards, including health hazards associated with chemical exposures and safety hazards associated with material processing operations and the equipment used in these tasks. Many of these metals do not pose any hazard to people who handle objects containing the metal in everyday use. In cases where employees could be exposed to multiple hazardous metals or other hazardous substances at the same time or during the same workday, employers must consider the combined effects of the exposure in determining safe exposure levels.</p> <p>The recycling of scrap metals is associated with illness and injury. The most common causes of illness were poisoning (e.g., lead or cadmium poisoning), disorders associated with repeated trauma, skin diseases or disorders, and respiratory conditions due to inhalation of, or other contact with, toxic agents.</p> <p>The most common events or exposures leading to these cases were contact with an object or piece of equipment; overextension; and exposure to a harmful substance. The most common types of these injuries were sprains and strains; heat burns; and cuts, lacerations, and punctures.</p> <p>Any combustible material can burn rapidly when in a finely divided form.</p> <p>Legislation addressing waste disposal requirements may differ by country, state and/ or territory. Each user must refer to laws operating in their area. In some areas, certain wastes must be tracked.</p> <p>A Hierarchy of Controls seems to be common - the user should investigate:</p> <ul style="list-style-type: none"> ▸ Reduction ▸ Reuse ▸ Recycling ▸ Disposal (if all else fails) <p>This material may be recycled if unused, or if it has not been contaminated so as to make it unsuitable for its intended use. Shelf life considerations should also be applied in making decisions of this type. Note that properties of a material may change in use, and recycling or reuse may not always be appropriate. In most instances the supplier of the material should be consulted.</p> <ul style="list-style-type: none"> ▸ DO NOT allow wash water from cleaning or process equipment to enter drains. ▸ It may be necessary to collect all wash water for treatment before disposal. ▸ In all cases disposal to sewer may be subject to local laws and regulations and these should be considered first. ▸ Where in doubt contact the responsible authority.
-------------------------------------	---

SECTION 14 Transport information

Labels Required

	
Marine Pollutant	
HAZCHEM	2Z

Land transport (ADG)

UN number or ID number	3077	
UN proper shipping name	ENVIRONMENTALLY HAZARDOUS SUBSTANCE, SOLID, N.O.S. (contains copper)	
Transport hazard class(es)	Class	9
	Subsidiary risk	Not Applicable
Packing group	III	
Environmental hazard	Environmentally hazardous	
Special precautions for user	Special provisions	274 331 335 375 AU01
	Limited quantity	5 kg

Environmentally Hazardous Substances meeting the descriptions of UN 3077 or UN 3082 are not subject to this Code when transported by road or rail in;

(a) packagings;

(b) IBCs; or

(c) any other receptacle not exceeding 500 kg(L).

- Australian Special Provisions (SP AU01) - ADG Code 7th Ed.

Air transport (ICAO-IATA / DGR)

UN number	3077
------------------	------

UN proper shipping name	Environmentally hazardous substance, solid, n.o.s. (contains copper)	
Transport hazard class(es)	ICAO/IATA Class	9
	ICAO / IATA Subrisk	Not Applicable
	ERG Code	9L
Packing group	III	
Environmental hazard	Environmentally hazardous	
Special precautions for user	Special provisions	A97 A158 A179 A197 A215
	Cargo Only Packing Instructions	956
	Cargo Only Maximum Qty / Pack	400 kg
	Passenger and Cargo Packing Instructions	956
	Passenger and Cargo Maximum Qty / Pack	400 kg
	Passenger and Cargo Limited Quantity Packing Instructions	Y956
	Passenger and Cargo Limited Maximum Qty / Pack	30 kg G

Sea transport (IMDG-Code / GGVSee)

UN number	3077	
UN proper shipping name	ENVIRONMENTALLY HAZARDOUS SUBSTANCE, SOLID, N.O.S. (contains copper)	
Transport hazard class(es)	IMDG Class	9
	IMDG Subrisk	Not Applicable
Packing group	III	
Environmental hazard	Marine Pollutant	
Special precautions for user	EMS Number	F-A, S-F
	Special provisions	274 335 966 967 969
	Limited Quantities	5 kg

Transport in bulk according to Annex II of MARPOL and the IBC code

Not Applicable

Transport in bulk in accordance with MARPOL Annex V and the IMSBC Code

Product name	Group
copper	Not Available
stearine, fatty acids C16-18	Not Available

Transport in bulk in accordance with the IGC Code

Product name	Ship Type
copper	Not Available
stearine, fatty acids C16-18	Not Available

SECTION 15 Regulatory information

Safety, health and environmental regulations / legislation specific for the substance or mixture

copper is found on the following regulatory lists

Australia Hazardous Chemical Information System (HCIS) - Hazardous Chemicals

Australia Standard for the Uniform Scheduling of Medicines and Poisons (SUSMP) - Schedule 4

Australia Standard for the Uniform Scheduling of Medicines and Poisons (SUSMP) - Schedule 5

Australia Standard for the Uniform Scheduling of Medicines and Poisons (SUSMP) - Schedule 6

Australian Inventory of Industrial Chemicals (AIIC)

International WHO List of Proposed Occupational Exposure Limit (OEL) Values for Manufactured Nanomaterials (MNMS)

stearine, fatty acids C16-18 is found on the following regulatory lists

Australia Standard for the Uniform Scheduling of Medicines and Poisons (SUSMP) - Schedule 5

Australian Inventory of Industrial Chemicals (AIIC)

International WHO List of Proposed Occupational Exposure Limit (OEL) Values for Manufactured Nanomaterials (MNMS)

National Inventory Status

National Inventory	Status
Australia - AIIC / Australia Non-Industrial Use	Yes
Canada - DSL	Yes
Canada - NDSL	No (copper; stearine, fatty acids C16-18)
China - IECSC	Yes
Europe - EINEC / ELINCS / NLP	Yes
Japan - ENCS	No (copper)
Korea - KECI	Yes
New Zealand - NZIoC	Yes
Philippines - PICCS	Yes
USA - TSCA	Yes
Taiwan - TCSI	Yes
Mexico - INSQ	No (stearine, fatty acids C16-18)
Vietnam - NCI	Yes
Russia - FBEPH	Yes
Legend:	<i>Yes = All CAS declared ingredients are on the inventory No = One or more of the CAS listed ingredients are not on the inventory. These ingredients may be exempt or will require registration.</i>

SECTION 16 Other information

Revision Date	10/03/2023
Initial Date	18/02/2021

SDS Version Summary

Version	Date of Update	Sections Updated
3.2	18/03/2023	Hazards identification - Classification, Identification of the substance / mixture and of the company / undertaking - Supplier Information

Other information

Classification of the preparation and its individual components has drawn on official and authoritative sources as well as independent review by the Chemwatch Classification committee using available literature references.

The SDS is a Hazard Communication tool and should be used to assist in the Risk Assessment. Many factors determine whether the reported Hazards are Risks in the workplace or other settings. Risks may be determined by reference to Exposures Scenarios. Scale of use, frequency of use and current or available engineering controls must be considered.

Definitions and abbreviations

PC—TWA: Permissible Concentration-Time Weighted Average
PC—STEL: Permissible Concentration-Short Term Exposure Limit
IARC: International Agency for Research on Cancer
ACGIH: American Conference of Governmental Industrial Hygienists
STEL: Short Term Exposure Limit
TEEL: Temporary Emergency Exposure Limit.
IDLH: Immediately Dangerous to Life or Health Concentrations
ES: Exposure Standard
OSF: Odour Safety Factor
NOAEL :No Observed Adverse Effect Level
LOAEL: Lowest Observed Adverse Effect Level
TLV: Threshold Limit Value
LOD: Limit Of Detection
OTV: Odour Threshold Value
BCF: BioConcentration Factors
BEI: Biological Exposure Index
AIIC: Australian Inventory of Industrial Chemicals
DSL: Domestic Substances List
NDSL: Non-Domestic Substances List
IECSC: Inventory of Existing Chemical Substance in China
EINECS: European Inventory of Existing Commercial chemical Substances
ELINCS: European List of Notified Chemical Substances
NLP: No-Longer Polymers
ENCS: Existing and New Chemical Substances Inventory

KECI: Korea Existing Chemicals Inventory
NZIoC: New Zealand Inventory of Chemicals
PICCS: Philippine Inventory of Chemicals and Chemical Substances
TSCA: Toxic Substances Control Act
TCSI: Taiwan Chemical Substance Inventory
INSQ: Inventario Nacional de Sustancias Químicas
NCI: National Chemical Inventory
FBEPH: Russian Register of Potentially Hazardous Chemical and Biological Substances

This document is copyright.

Apart from any fair dealing for the purposes of private study, research, review or criticism, as permitted under the Copyright Act, no part may be reproduced by any process without written permission from CHEMWATCH.

TEL (+61 3) 9572 4700.